

T.S.Srinivasan Centre For Polytechnic College and Advanced Training


Balance Sheet as at 31st March 2018

SOURCES OF FUNDS	Sch. No.		31.03.18	31.03.17
			₹	
Capital Fund				
Balance as on 01.04.2017			(22,660,155.00)	(14,025,317.00)
Add: Excess of Income over expenditure for the year transferred from Income & Expenditure account			2,549,792.75	(8,634,838.00)
Vehicle Loan - Bus- TVS Credit Services Ltd		2,572,766.00		
Less : Interest Suspense		534,630.98	2,038,135.02	1,337,975.00
Outstanding Liabilities	2		5,650,975.53	5,056,850.00
Inter Division Account	3		72,836,970.60	52,824,990.00
			60,415,718.90	36,559,660.00
APPLICATION OF FUNDS				
Fixed Assets	1		35,283,571.15	34,481,120.00
Advances & Deposits	4		299,730.00	305,107.00
Cash and Bank balances	5		998,578.45	1,773,433.00
Other Receivables	6		23,833,839.30	-
			60,415,718.90	36,559,660.00

Place: Chennai
Date : 03.09.2018

Walter Kattel
Authorized Signatory

For Raghu & Gopal
Chartered Accountants
FRN: 003335S




Gopal
A. Gopal
Partner
Membership No 9035

T.S.Srinivasan Centre For Polytechnic College and Advanced Training

Income & Expenditure Account for the year ended 31st March 2018


<u>SOURCES OF FUNDS</u>	Sch. No.	31.03.18	31.3.17
		₹	₹
Fee Receipts	6	53,962,593.70	43,686,920.00
Rental Income		531,000.00	1,750,000.00
Income from Organic activity		28,750.00	51,081.00
Bank Interest		176,340.50	-
For use of Facilities	7	5,623,400.00	
Other Receipts	8	168,517.00	473,295.00
Excess of Expenditure over Income			8,634,838.00
		60,490,601.20	54,596,134.00
<u>EXPENDITURE</u>			
Salaries, Honorarium and Services		28,983,493.54	27,999,725.00
Welfare and Training Expenses		7,222,845.46	5,363,528.00
Travelling and Conveyance		722,099.00	855,746.00
Interest		252,289.00	223,055.00
Repairs and Maintenances		3,523,990.05	3,395,606.00
Communication Expenses	9	604,850.34	605,554.00
Cost of text books		1,642,590.50	
Stores consumed		1,181,545.11	1,945,353.00
Advertisement		975,956.00	652,383.00
Printing and Stationery		852,378.60	731,071.00
Electricity charges		1,063,497.00	781,023.00
Depreciation	1	5,182,457.86	5,425,983.00
News papers and Periodicals		25,091.00	14,129.00
Insurance		23,840.00	-
Professional Fees		2,295,133.00	1,951,335.00
Other Expenses	10	3,388,751.99	4,651,643.00
Excess of Income over expenditure		2,549,792.75	-
		60,490,601.20	54,596,134.00

Place: Chennai
Date : 03.09.2018


Authorised Signatory

For Raghu & Gopal
Chartered Accountants
FRN: 003335S


A.Gopal
Partner
Membership No 9035



**T S Srinivasan Centre For Polytechnic College And Advanced
Training**

Amount in Rs.

Schedules forming part of Accounts	
	31.3.18
<u>Schedule 2 - Outstanding liabilities</u>	
TDS Payable	-
Provident Fund Payable	263,111.00
ESI Payable	43,773.00
Sundry Creditors	2,587,794.53
Caution deposit payable	1,439,247.00
Rent deposit payable	1,122,000.00
Salary payable (provisions) & Conveyance Payable	195,050.00
Faculty Fee payable & Scholarship Payable	-
TDS Payable	-
	5,650,975.53
<u>Schedule 3 - Inter Division Account</u>	
TVS Academy Montessori & English Medium School	5,100.00
TVSES Neem Project	3,530,448.00
Corporate Office	69,301,422.60
	72,836,970.60
<u>Schedule 4 - Advances & Deposits</u>	
Salary Advance	153,000.00
EB Deposits	85,930.00
Gas Deposits	7,400.00
Deposits (Petrol and water)	53,400.00
	299,730.00
<u>Schedule 5 - Cash & Bank Balances</u>	
Cash	9,399.54
Bank Accounts	
CBI	3,070.97
IOB - 2741	28,226.40
IOB - 718	298,800.08
SBI - 10040206523	-
SBI - 30167206464	643,095.46
SBI - Board of Examinations	6,282.00
SBI- CORPUS FUND	7,930.75
SBI-NSS 9229	1,773.25
Indian Bank	-
	998,578.45
<u>Schedule 6 - Sundry Debtors / Other Receivable</u>	
ASDC	268,272.00
GE T & D India Ltd	275,400.00
TVSTS	23,290,167.30
Total	23,833,839.30

T.S.Srinivasan Centre For Polytechnic College and Advanced Training

Schedule 1 - Fixed Assets

	WDV as on 01.04.2017	Additions during the year	Sold during the year	Total	Rate	Depreciation	WDV as on 31.03.2018
BUILDINGS	16,511,576.87		-	16,511,576.87	0.10	1,651,157.69	14,860,419.18
Bus	1,347,297.77	1,866,619.26		3,213,917.03	0.15	419,952.15	2,793,964.88
COMPUTERS	902,239.70	2,263,450.87		3,165,690.57	0.40	758,701.37	2,406,989.20
VEHICLES	726,873.88			726,873.88	0.15	109,031.08	617,842.80
Machinery and Equipment	8,194,882.60	1,112,084.06		9,306,966.66	0.15	1,275,994.58	8,030,972.08
Library Books	597,928.27			597,928.27	0.15	89,689.24	508,239.03
FURNITURE & FIXTURES	3,043,235.03	407,339.00		3,450,574.03	0.10	324,211.87	3,126,362.16
Lab Equipment	1,735,494.09	192,765.00		1,928,259.09	0.15	337,782.62	1,590,476.47
Electrical Equipments	1,421,591.61	142,651.00		1,564,242.61	0.15	215,937.26	1,348,305.35
	34,481,119.82	5,984,909.19	-	40,466,029.01		5,182,457.86	35,283,571.15